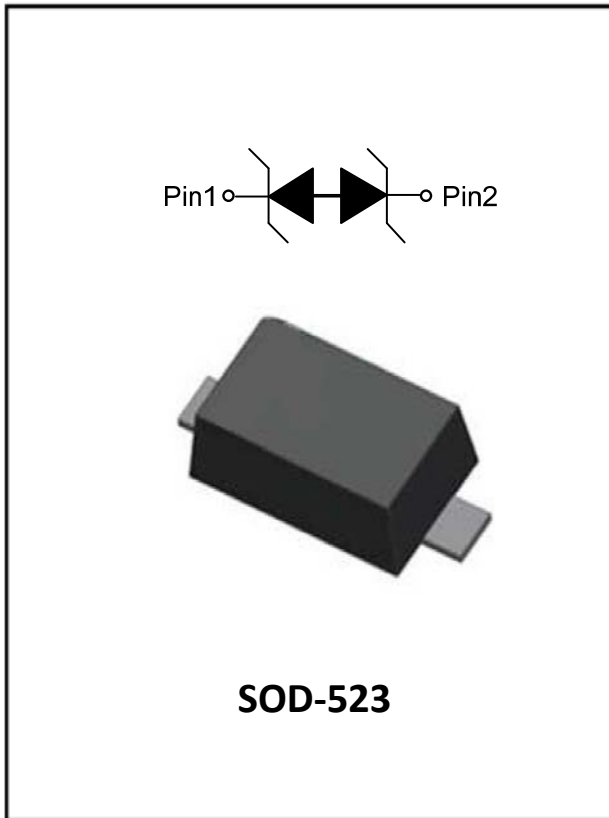


1-Line, Bi-directional, Transient Voltage Suppressor



Features

- Stand-off voltage: 5V Max
- Transient protection for each line according to
 - IEC61000-4-2(ESD): $\pm 30\text{kV}$ (contact)
 - IEC61000-4-4 (EFT): 40A (5/50ns)
 - IEC61000-4-5(surge): 8A (8/20 μs)
- Low leakage current
- Low clamping voltage
- Low clamping voltage:
 $V_{CL} = 10\text{V typ. @ IPP} = 16\text{A (TLP)}$
- RoHS Compliant

Applications

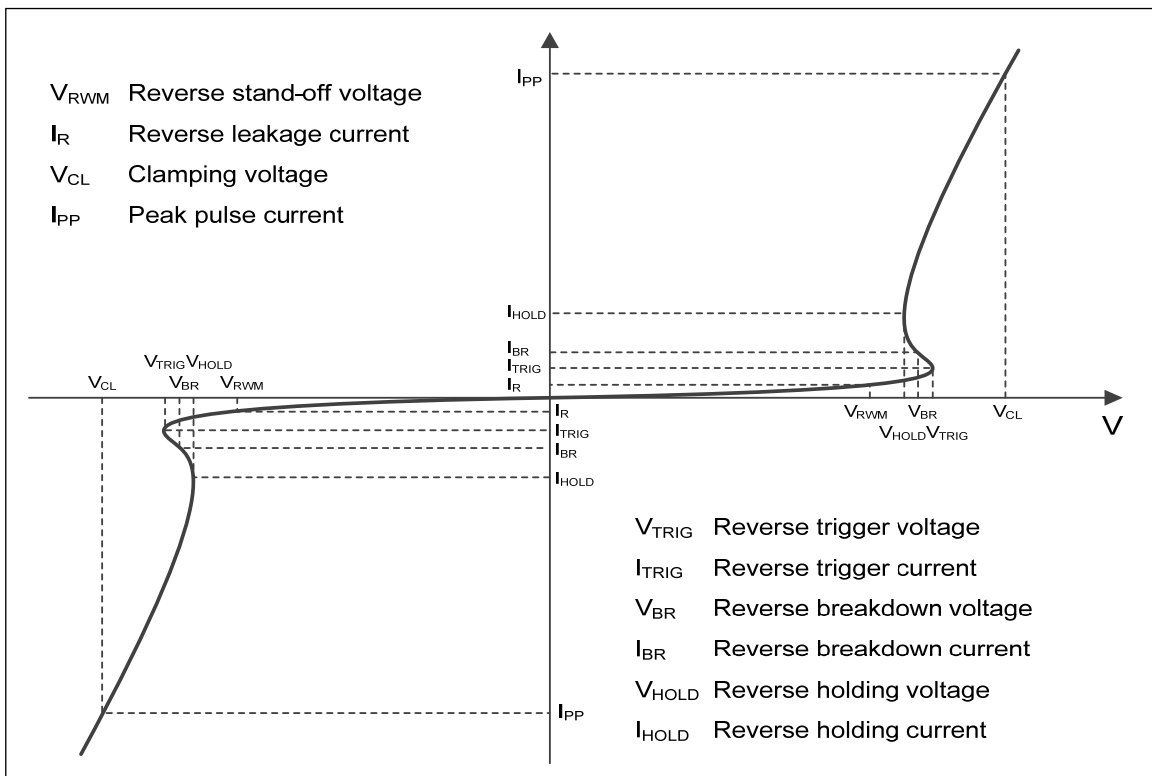
- Cellular handsets
- Tablets
- Laptops
- Network communication devices
- Other portable devices

Mechanical Data

- Package: SOD-523
- Lead Finish: Matte Tin
- Case Material: "Green" Molding Compound
- Moisture Sensitivity: Level 1 per J-STD-020
- Marking Information: See Below



Definitions of electrical characteristics





ESD5V0D5BS2

■Maximum Ratings

PARAMETER	SYMBOL	LIMITS	UNIT
Peak pulse power ($t_p = 8/20\mu s$)	P_{pk}	96	W
Peak pulse current ($t_p = 8/20\mu s$)	I_{PP}	8	A
ESD according to IEC61000-4-2 air discharge	V_{ESD}	± 30	kV
ESD according to IEC61000-4-2 contact discharge		± 30	
Junction temperature	T_J	-55~125	$^{\circ}C$
Storage temperature	T_{STG}	-55~150	$^{\circ}C$

■Electrical Characteristics ($T_a=25^{\circ}C$ Unless otherwise specified)

PARAMETER	Symbol	UNIT	Conditions	Min	Typ	Max
Reverse maximum working voltage	V_{RWM}	V				5.0
Reverse leakage current	I_R	nA	$V_{RWM} = 5V$			100
Reverse breakdown voltage	V_{BR}	V	$I_{BR} = 1mA$	5.7		
Reverse holding voltage	V_{HOLD}		$I_{HOLD} = 50mA$	5.7		
Clamping voltage ¹⁾	V_{CL}	V	$I_{PP} = 16A, t_p = 100ns$		9.2	
Dynamic resistance ¹⁾	R_{DYN}	Ω			0.2	
Clamping voltage ²⁾	V_{CL}	V	$V_{ESD} = 8kV$		10	
Clamping voltage ³⁾	V_{CL}	V	$I_{PP} = 1A, t_p = 8/20\mu s$			8
		V	$I_{PP} = 8A, t_p = 8/20\mu s$			12
Junction capacitance	C_J	pF	$V_R = 0V, f = 1MHz$		17	30

Notes:

(1). TLP parameter: $Z_0 = 50\Omega, t_p = 100ns, t_r = 2ns$, averaging window from 60ns to 80ns. R_{DYN} is calculated from 4A to 16A.

(2). Contact discharge mode, according to IEC61000-4-2.

(3). Non-repetitive current pulse, according to IEC61000-4-5.

■Ordering Information (Example)

PREFERRED P/N	PACKING CODE	UNIT WEIGHT(mg)	MINIMUM PACKAGE(pcs)	INNER BOX QUANTITY(pcs)	OUTER CARTON QUANTITY(pcs)	DELIVERY MODE
ESD5V0D5BS2	F2	Approximate 2	8000	80000	320000	7" reel



■ Characteristics (Typical)

Fig.1 8/20μs waveform per IEC61000-4-5

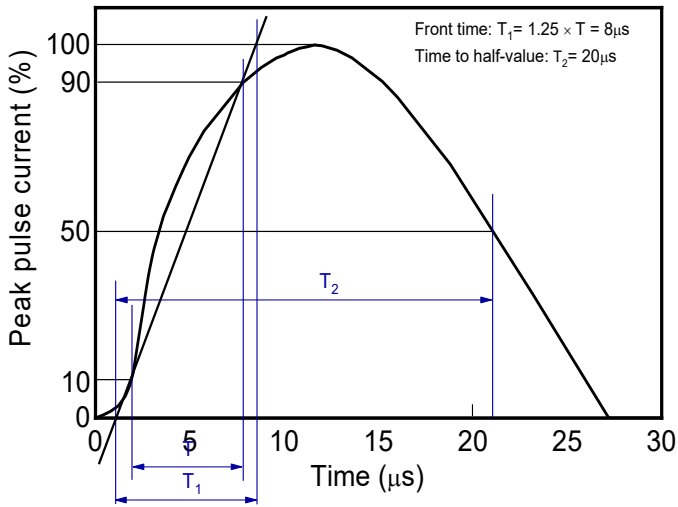


Fig.2 Contact discharge current waveform per IEC61000-4-2

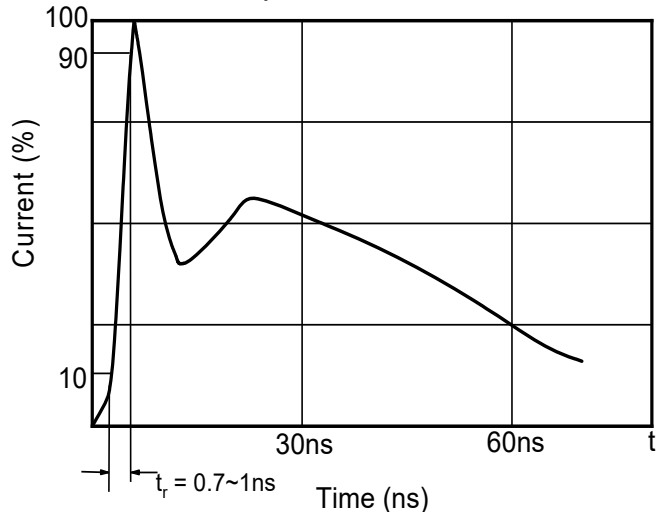


Fig.3 Clamping voltage vs. Peak pulse current

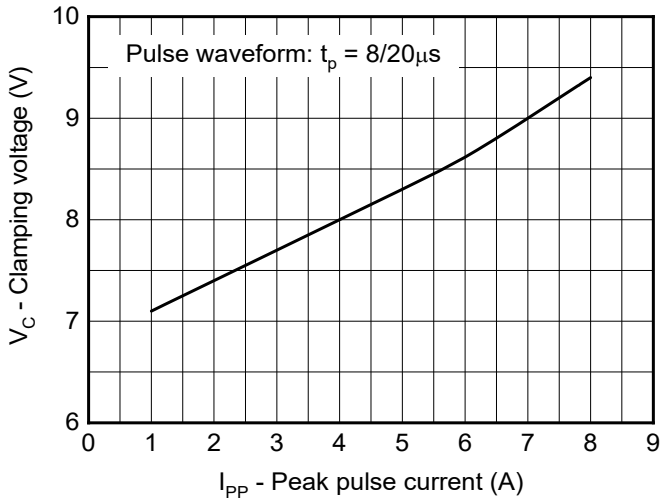


Fig.4 Capacitance vs. Reverse voltage

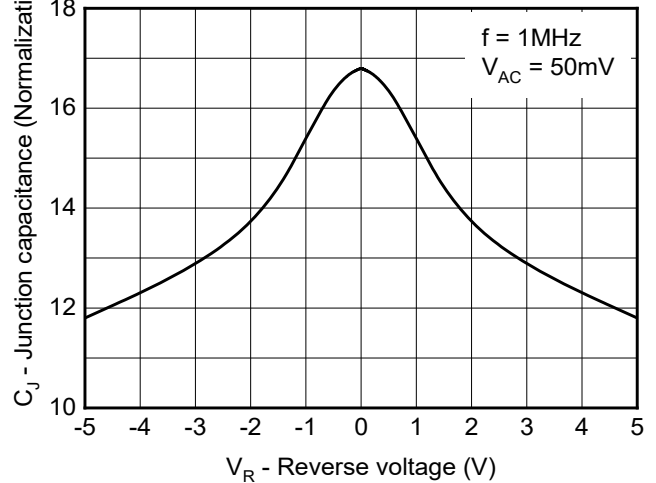


Fig.5 Non-repetitive peak pulse power vs. Pulse time

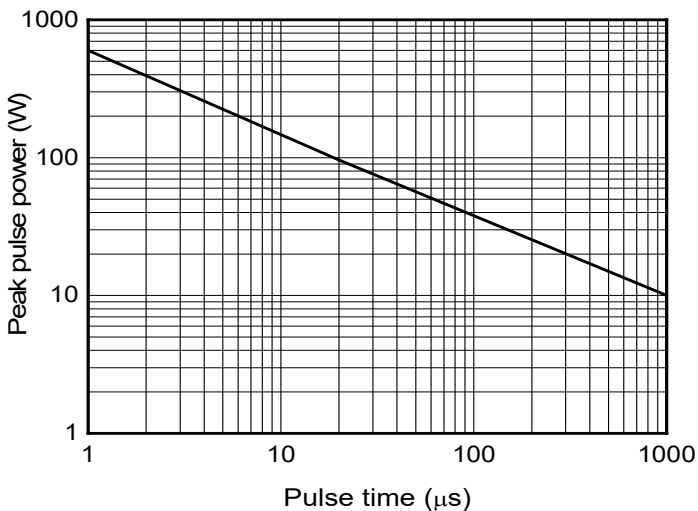
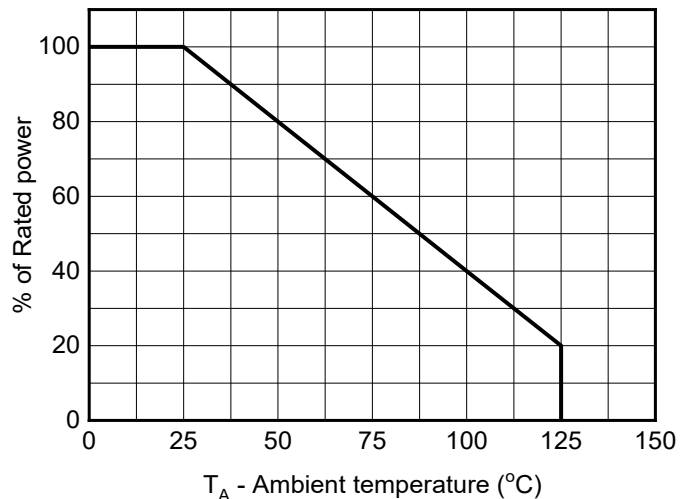


Fig.6 Power derating vs. Ambient temperature





ESD5V0D5BS2

Fig.7 ESD clamping
(+8kV contact discharge per IEC61000-4-2)

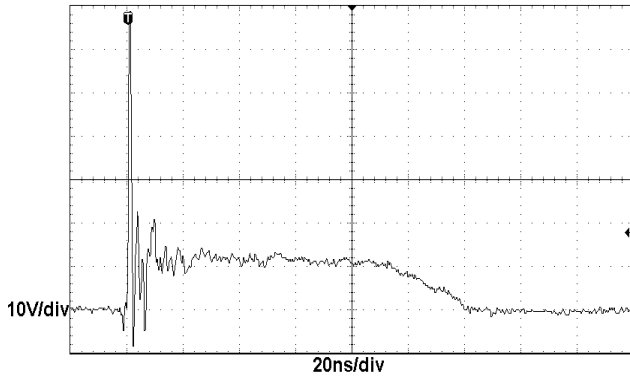


Fig.8 ESD clamping
(-8kV contact discharge per IEC61000-4-2)

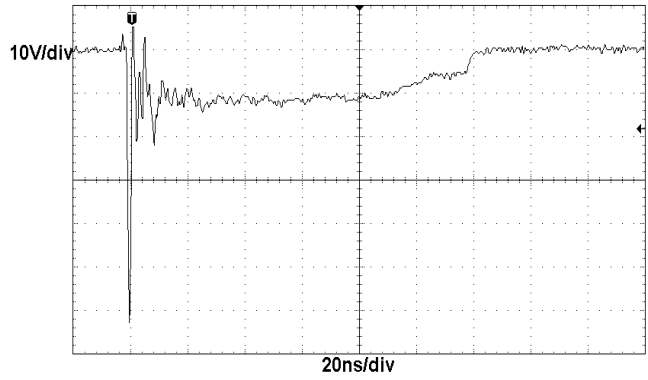
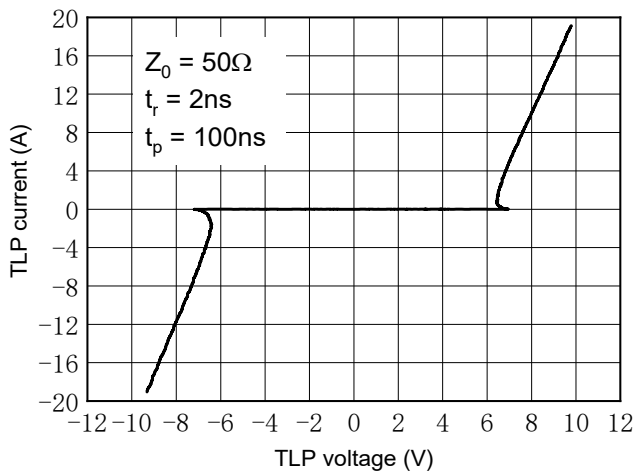
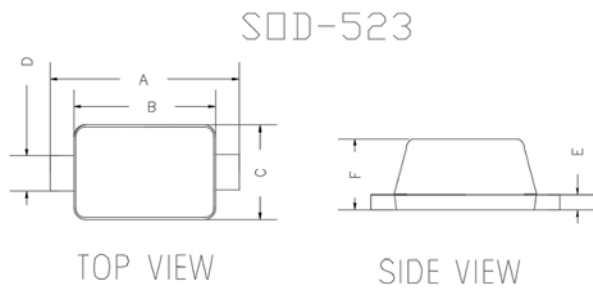


Fig.9 TLP Measurement

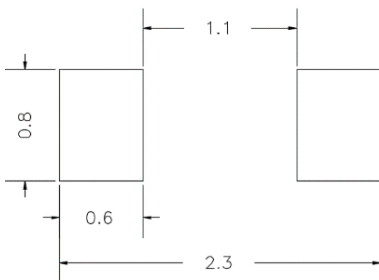


■ Outline Dimensions



DIM	DIMENSIONS			
	INCHES		MM	
	MIN	MAX	MIN	MAX
A	0.059	0.067	1.500	1.700
B	0.043	0.051	1.100	1.300
C	0.028	0.035	0.700	0.900
D	0.010	0.014	0.250	0.350
E	0.002	0.008	0.050	0.200
F	0.020	0.028	0.500	0.700

■ Recommended PCB Layout



Unit:mm



ESD5V0D5BS2

Disclaimer

The information presented in this document is for reference only. Yangzhou Yangjie Electronic Technology Co., Ltd. reserves the right to make changes without notice for the specification of the products displayed herein to improve reliability, function or design or otherwise.

The product listed herein is designed to be used with ordinary electronic equipment or devices, and not designed to be used with equipment or devices which require high level of reliability and the malfunction of which would directly endanger human life (such as medical instruments, transportation equipment, aerospace machinery, nuclear-reactor controllers, fuel controllers and other safety devices), Yangjie or anyone on its behalf, assumes no responsibility or liability for any damages resulting from such improper use of sale.

This publication supersedes & replaces all information previously supplied. For additional information, please visit our website [http:// www.21yangjie.com](http://www.21yangjie.com) , or consult your nearest Yangjie's sales office for further assistance.